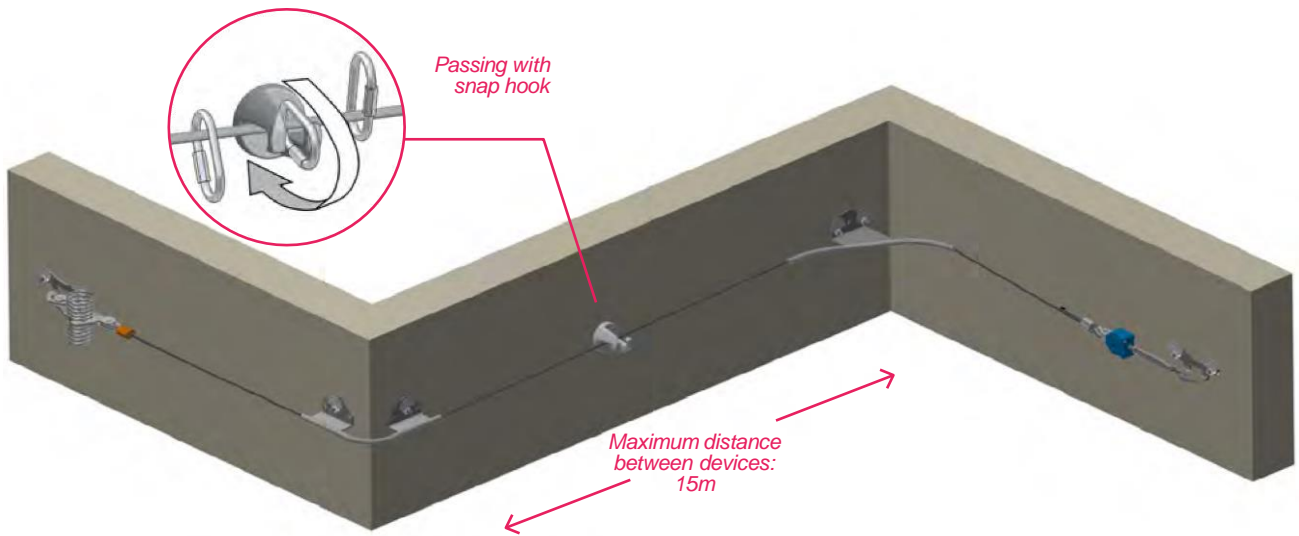
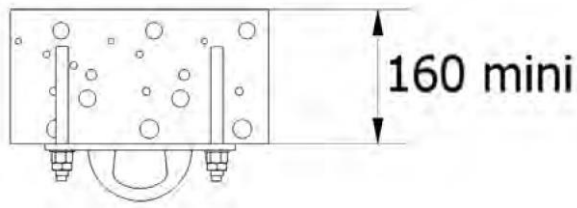


# LIFELINES ON STANDARD POSTS

## WALL-MOUNTED LIFELINE

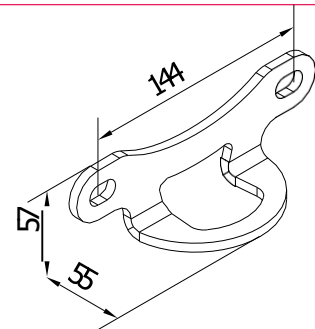


### Fixing



Fixing with two M12 chemical fixings. The device can also be fixed by standard clamping on wood or metallic beam.

### Dimensions



End plate

### Accessories



Stainless steel  
Intermediate device



Stainless steel  
cable Ø8



Energy absorber



Tensor + Pre-adjustor



Device for manual  
crimping



Internal corner  
device



External corner  
device

### Option



Distant passing  
of the intermediate  
posts with shuttle  
and adapted  
intermediate  
devices



Stainless  
steel shuttle